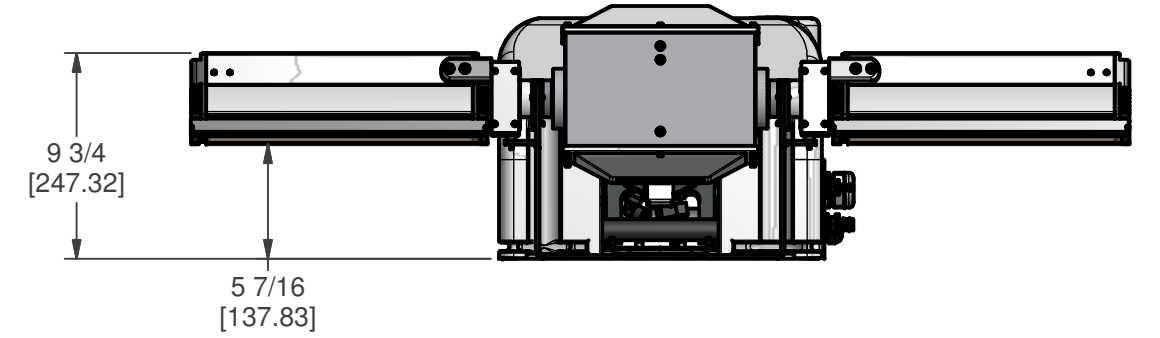
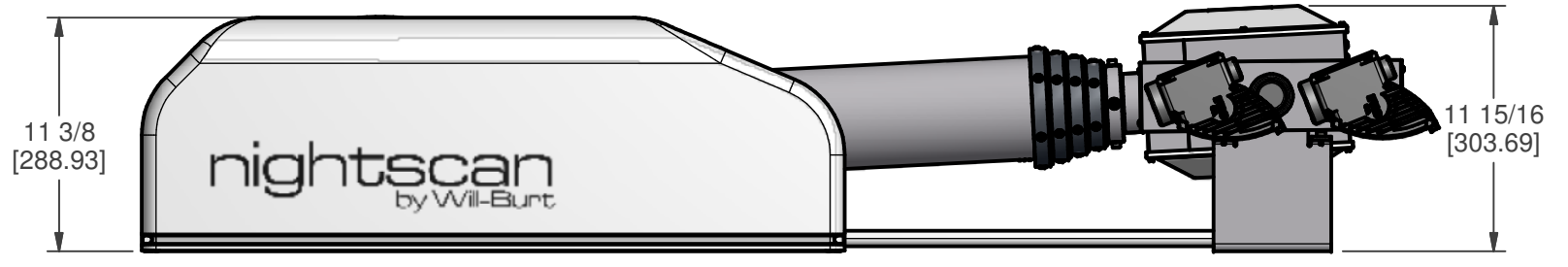
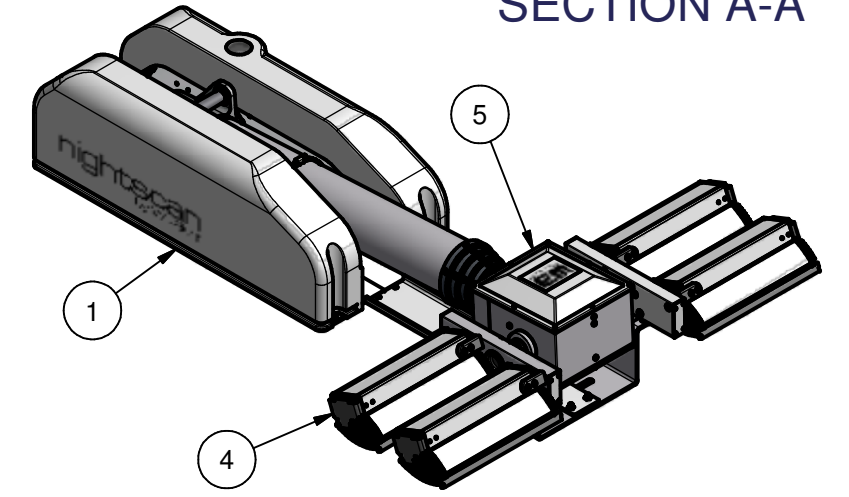
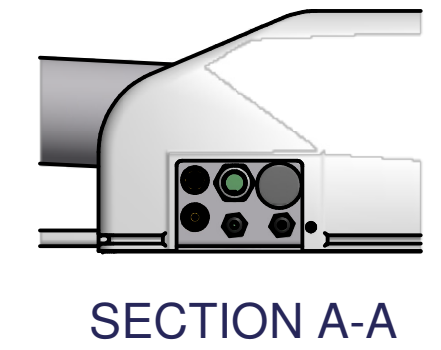
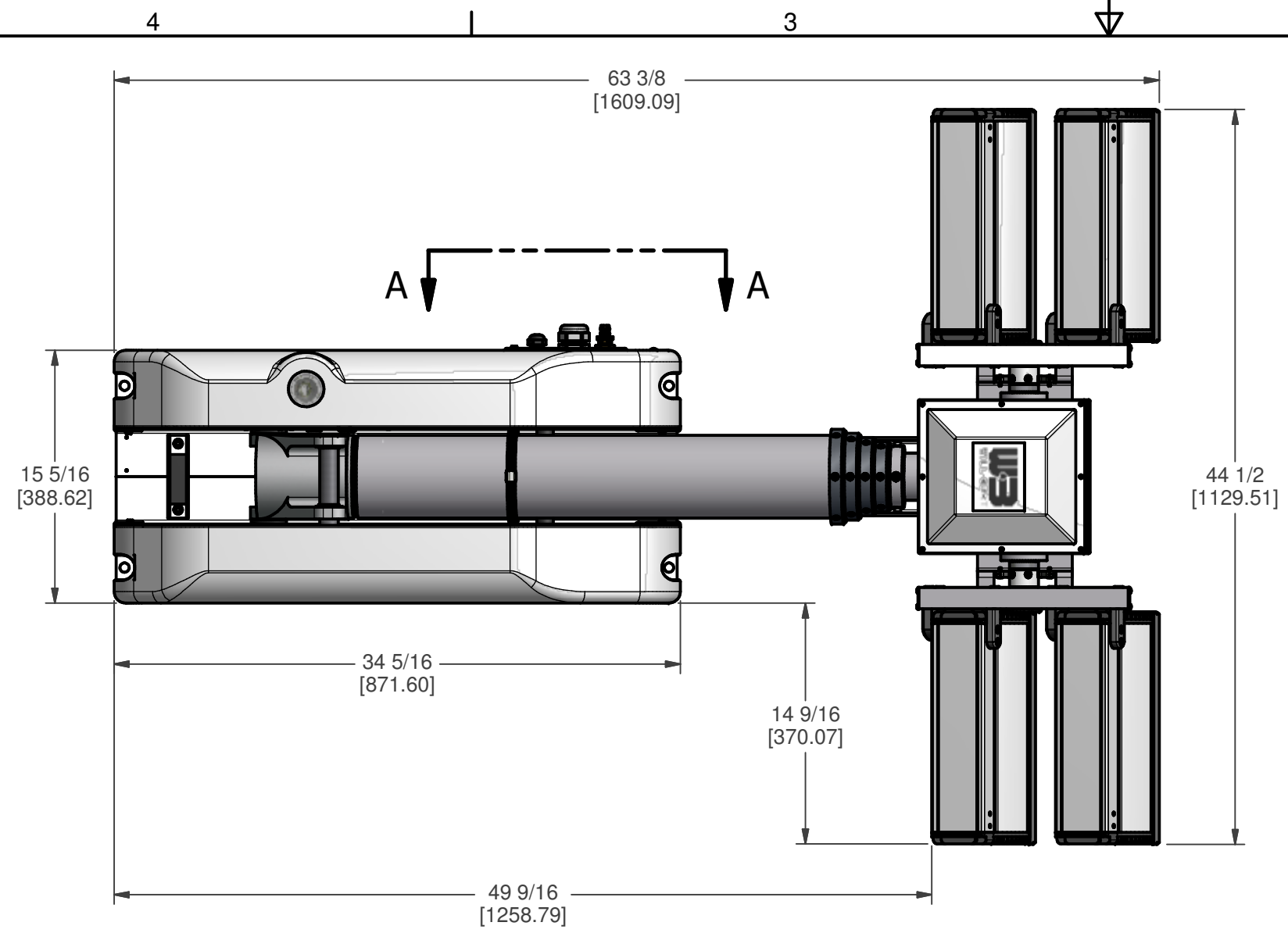


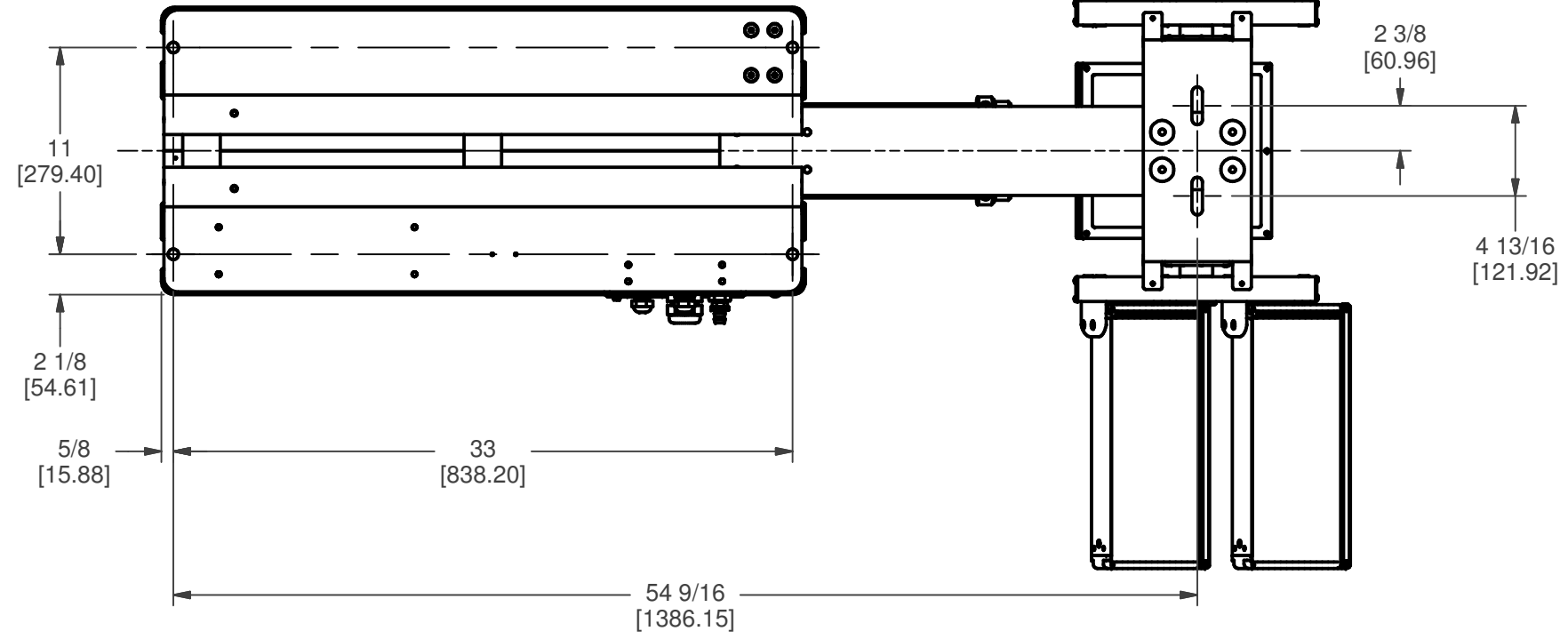
REVISION HISTORY				
ECN	REV	DESCRIPTION	DATE	APPROVED
11123	N	INITIAL DRAWING	7/19/2012	DAS



**NOTE:**  
SECONDARY DIMENSIONS - MILLIMETERS NOTED IN BRACKETS

MATERIAL	UNLESS OTHERWISE SPECIFIED DIMENSIONS ARE IN INCHES. TOLERANCES ON: DIMENSIONS ±0.005 ANGLES ±1° 1. ALL ANGLES 90° 2. ALL INSIDE EDGES TO HAVE .005" TO .035" FILLETS. 3. ALL OUTSIDE EDGES TO HAVE .005" TO .015" CHAMFER OR RADIUS.	PROPRIETARY AND CONFIDENTIAL THE INFORMATION CONTAINED IN THIS DRAWING IS THE SOLE PROPERTY OF THE WILL-BURT COMPANY ANY REPRODUCTION IN PART OR WHOLE WITHOUT THE WRITTEN PERMISSION OF THE WILL-BURT COMPANY IS PROHIBITED.		AN EMPLOYEE OWNED COMPANY ORRVILLE, OH		
				TITLE NS 3.0-4000 OPTIMUM 220 VAC		
FINISH		APPROVALS	DATE	SIZE	DWG NO	REV
APPROX. WT:148.7 lbmass		DRAWN dasmith	7/19/2012	B	721063010	N
THIRD ANGLE PROJECTION	125 ON ALL MACHINED SURFACES	CHECKED		PN:	721063010	SHEET 1 OF 2

**BOTTOM VIEW  
MOUNTING BOLT PATTERN**



**NOTE:**

- 1 APPLY RTV #739 OR EQUAL TO ALL OPEN HOLES
- 2 SEE WIRING DIAGRAM WD-46276 FOR WIRING DETAILS
- 3 SET LIGHT BARS HOME POSITION PARALLEL TO BASE PLATE WHEN STOWED
- 4 APPLY LOCTITE #242 OR EQUAL TO ALL THREADS UNLESS OTHERWISE NOTED
- 5 APPLY A COAT OF SILICONE GREASE TO RCP MOTOR BORES PRIOR TO SHAFTS BEING INSTALLED

BOM			
ITEM	QTY	PART NUMBER	DESCRIPTION
1	1	4627603	BASE ASSEMBLY NSP
2	1	4807801	KIT, SHIPPING NSP (NOT SHOWN)
3	1	4706701	NSP LABEL KIT (NOT SHOWN)
4	1	4574607	OPT 4 LIGHT, 4000W (4-1000 220VAC) WHT
5	1	4742501	RCP ASSEMBLY NSP STD

MATERIAL	<b>UNLESS OTHERWISE SPECIFIED DIMENSIONS ARE IN INCHES.</b> TOLERANCES ON: DIMENSIONS ±0.005 ANGLES ±1° 1. ALL ANGLES 90° 2. ALL INSIDE EDGES TO HAVE .005" TO .035" FILLETS. 3. ALL OUTSIDE EDGES TO HAVE .005" TO .015" CHAMFER OR RADIUS.	<b>PROPRIETARY AND CONFIDENTIAL</b> THE INFORMATION CONTAINED IN THIS DRAWING IS THE SOLE PROPERTY OF THE WILL-BURT COMPANY ANY REPRODUCTION IN PART OR WHOLE WITHOUT THE WRITTEN PERMISSION OF THE WILL-BURT COMPANY IS PROHIBITED.		AN EMPLOYEE OWNED COMPANY ORRVILLE, OH	
FINISH		APPROVALS DRAWN: dasmith CHECKED:	DATE 7/19/2012	SIZE B	DWG NO 721063010
APPROX. WT:148.7 lbmass	$\sqrt[125]{}$ ON ALL MACHINED SURFACES	PN: 721063010		SHEET 2 OF 2	
THIRD ANGLE PROJECTION					