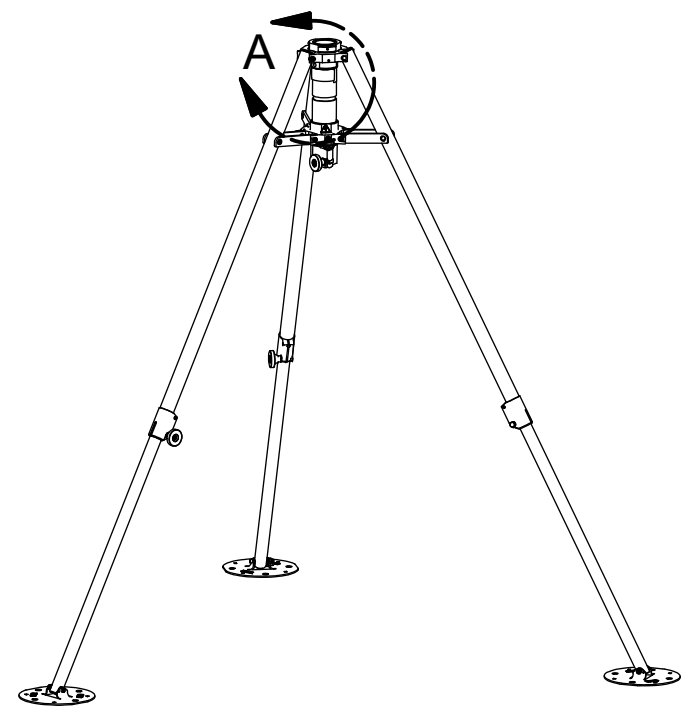
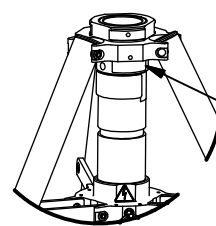


REVISION HISTORY				
ECN	REV	DESCRIPTION	DATE	BY/APPR
12275	00	INITIAL RELEASE	7/1/2014	KV/



TRIPOD



LABEL - SERIAL NUMBER
EVENLY PLACED
ON THIS CENTRAL TUBE

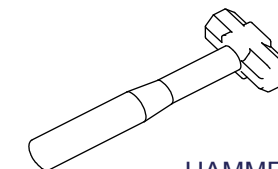
DETAIL A



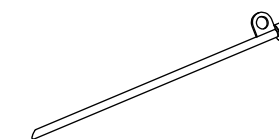
MANUAL LIFT



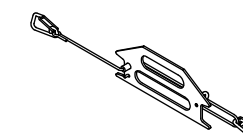
STAKE PULLER



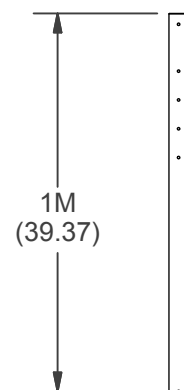
HAMMER



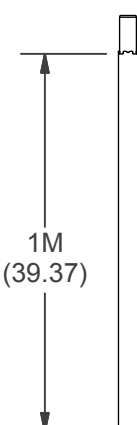
GUY STAKE



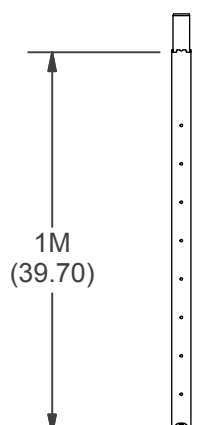
ROPE STAY



TOP TUBE



TUBE SECTION



BASE TUBE



STANDARD 4-WAY GUY COLLAR
(P/N: 5009501)
(SALES LINE ITEM
FOR CUSTOM PLATFORM)

MANUALS NOT SHOWN

BAG NOT SHOWN
(SHEET 2 OF 3)

MATERIAL	-	UNLESS OTHERWISE SPECIFIED DIMENSIONS ARE IN INCHES. TOLERANCES ON DECIMALS ANGLES 0 = ± 0.030 ± 1/2' 00 = ± 0.015 000 = ± 0.005
FINISH	-	
APPROX. WT:	- LB	FRACTIONAL ± 1/64" 1. ALL INSIDE EDGES TO HAVE .005" TO .035" FILLETS. 2. ALL OUTSIDE EDGES TO HAVE .005" TO .015" CHAMFER OR RADIUS.
THIRD ANGLE PROJECTION		125 ON ALL MACHINED SURFACES

PROPRIETARY AND CONFIDENTIAL
THE INFORMATION CONTAINED IN THIS
DRAWING IS THE SOLE PROPERTY OF THE
WILL-BURT COMPANY ANY REPRODUCTION
IN PART OR WHOLE WITHOUT THE WRITTEN
PERMISSION OF THE WILL-BURT COMPANY IS
PROHIBITED.



AN EMPLOYEE OWNED COMPANY
ORRVILLE, OH

TITLE
**ANTENNA MAST SYSTEM
ALUM. NOTCH TUBE SET**

APPROVALS	DATE
DRAWN kvandegrift	6/17/2014
CHECKED	

SIZE	DWG NO	REV
B	715060000	00

PN: SEE CHART SHEET 1 OF 3