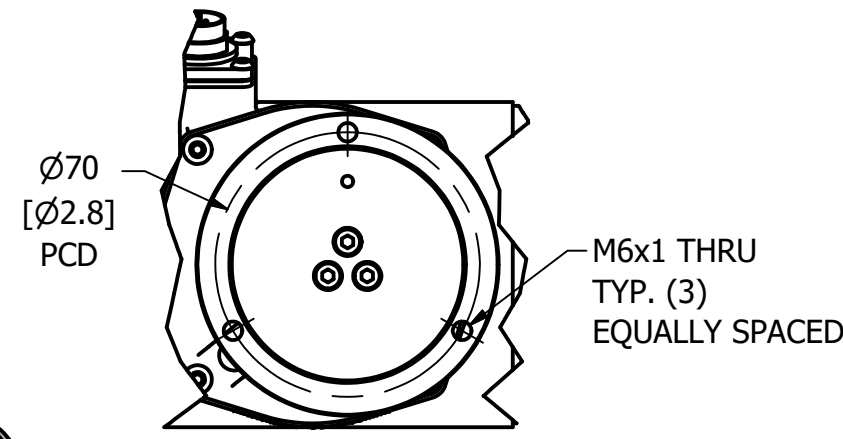
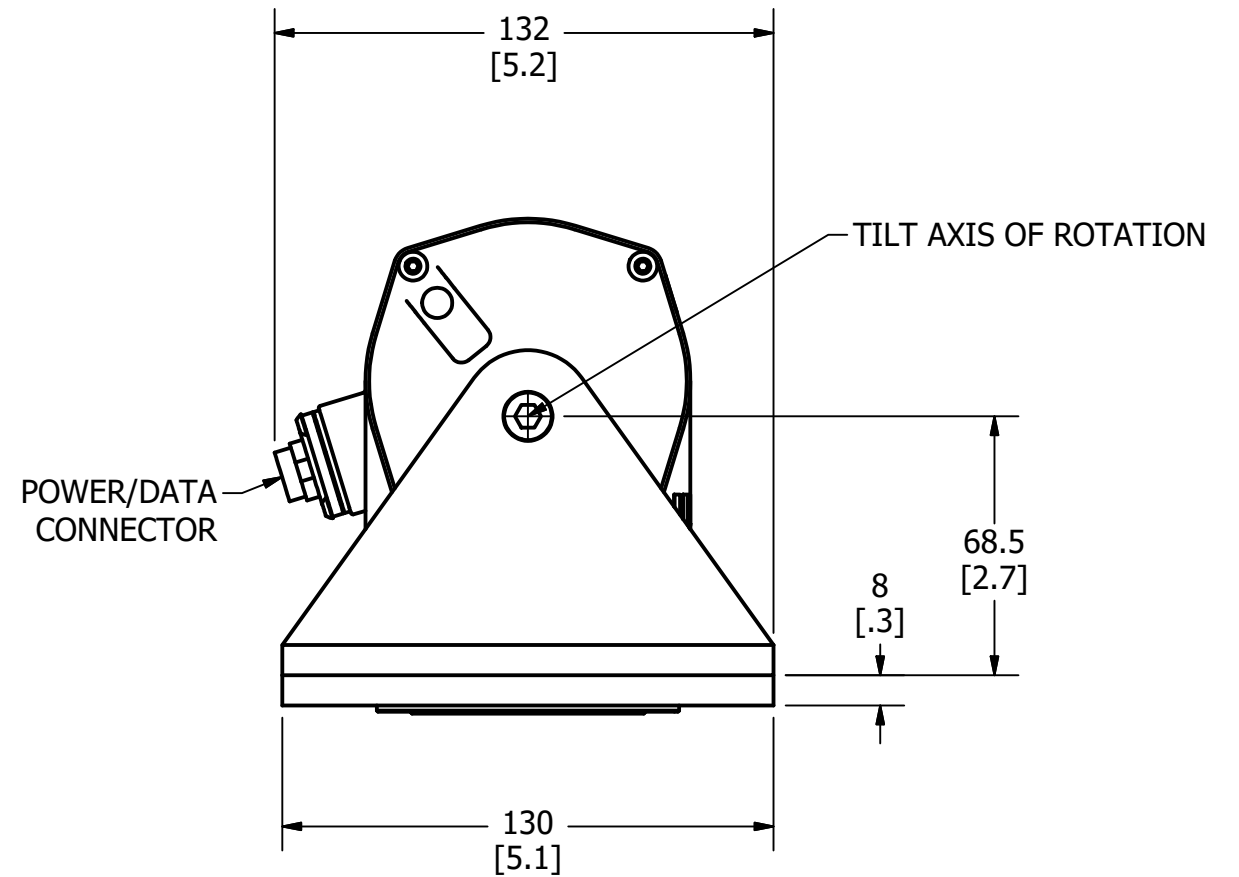
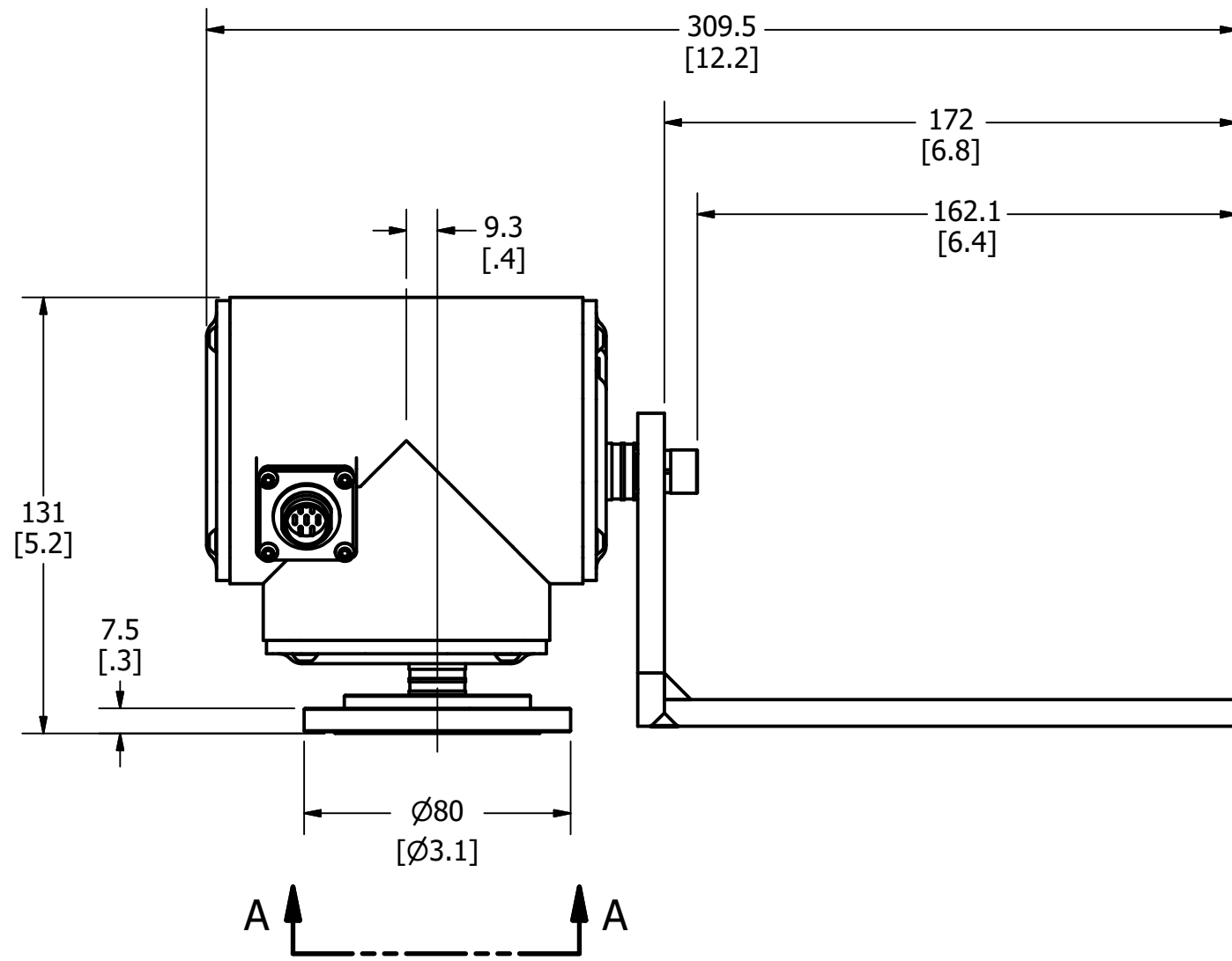


CUSTOMER DRAWING 1 OF 2



VIEW A-A
BASE MOUNTING RING

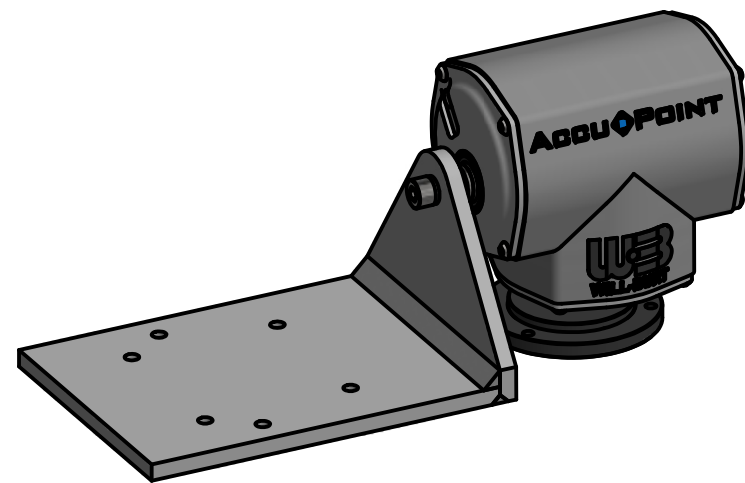


TABLE	
SPECIFICATION	VALUE
PAN GEAR BOX SPEED (MAX)	24°/sec
TILT GEAR BOX SPEED (MAX)	6°/sec
MAX LOAD	8 ft-lb
PAN RANGE	±180°
TILT RANGE	±90°
BACKLASH	0.15°
REPEATABILITY	< 0.3°
INGRESS PROTECTION	IP68
TEMPERATURE RANGE	-20°C to +50°C
POWER INPUT	24VDC (Standard)
MAX CURRENT DRAW	0.85 A
PROTOCOL	PELCO D
ABSOLUTE POSITIONING	YES
POSITIONAL FEEDBACK	YES
APPLICATION	STATIC

TABLE	
PART NUMBER	PAINT COLOR
LF251SXXXXRX2-00	GOOSE GREY
LF251SXXXXRX2-01	JET BLACK
LF251SXXXXRX2-02	WHITE

MATERIAL ALUMINIUM BODY & SSTL HARDWARE FINISH SEE TABLE APPROX. WT: 2.5kg [5.5 lb] THIRD ANGLE PROJECTION	UNLESS OTHERWISE SPECIFIED DIMENSIONS ARE IN MILLIMETERS [ALTERNATE UNITS IN INCHES] ALL DIMENSIONS AND PERFORMANCE PARAMETERS ARE PROVIDED FOR REFERENCE ONLY AND ARE SUBJECT TO CHANGE WITHOUT NOTICE. ALTERNATIVE FINISH OPTIONS AVAILABLE UPON REQUEST	PROPRIETARY AND CONFIDENTIAL THE INFORMATION CONTAINED IN THIS DRAWING IS THE SOLE PROPERTY OF THE WILL-BURT COMPANY. ANY REPRODUCTION IN PART OR WHOLE WITHOUT THE WRITTEN PERMISSION OF THE WILL-BURT COMPANY IS PROHIBITED.		WILL-BURT AN EMPLOYEE OWNED COMPANY ORRVILLE, OH TITLE CUSTOMER DRAWING	
		APPROVALS DRAWN AD CHECKED AH	DATE 14/06/2022 23/09/2022 SCALE: NONE	SIZE DWG NO A3 LF251SXXXXRX2	REV 4

PAYLOAD MOUNTING PLATE
SCALE 1 TO 1

FRONT

CUSTOMER DRAWING 2 OF 2

PAN AXIS OF ROTATION

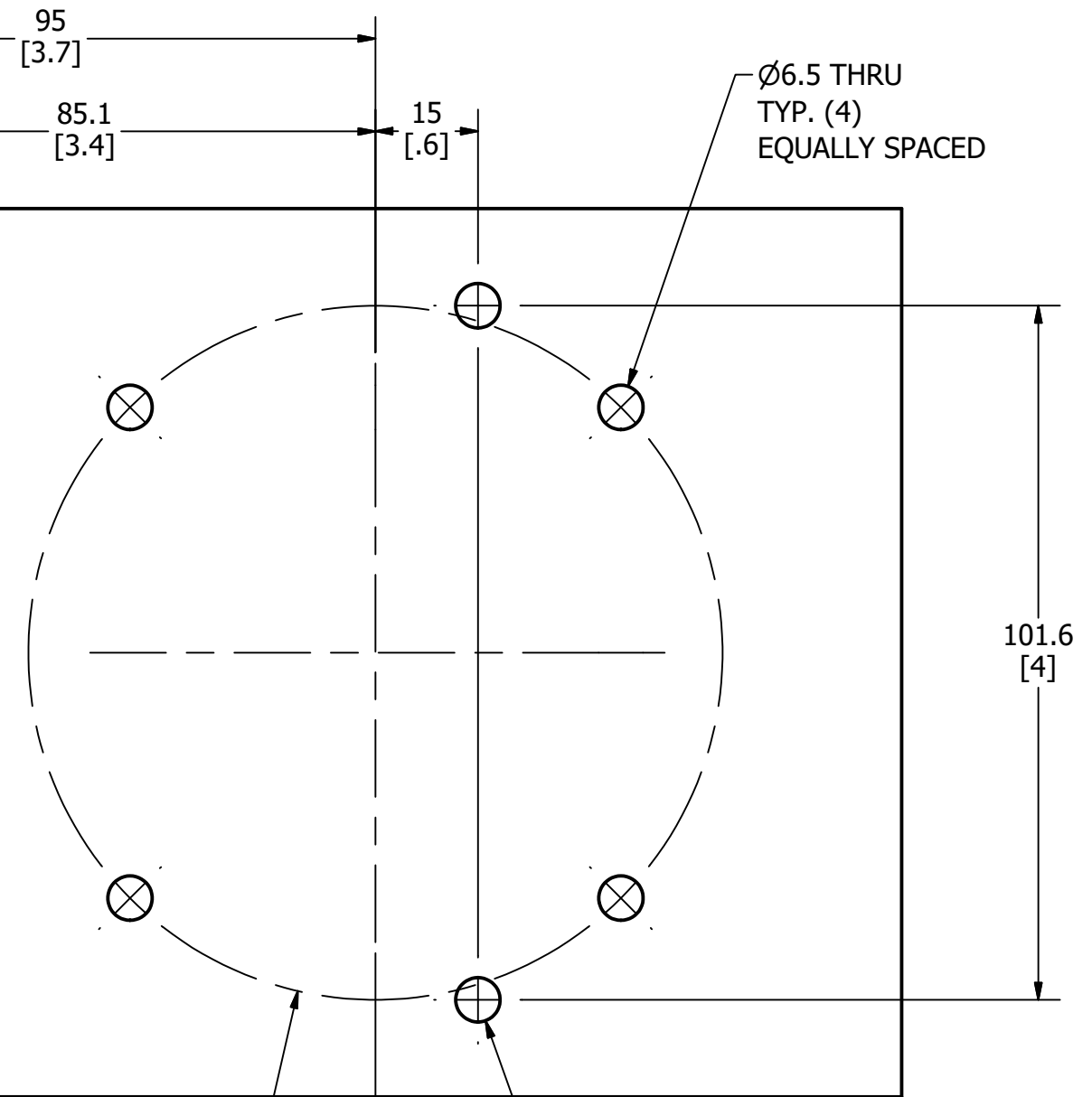
POWER/DATA CONNECTOR

Ø6.5 THRU
TYP. (4)
EQUALLY SPACED

Ø101.6
[Ø4]
PCD

Ø6.5 THRU
TYP. (2)

163.2
[6.4]



BACK

MATERIAL ALUMINIUM BODY & SSTL HARDWARE		UNLESS OTHERWISE SPECIFIED DIMENSIONS ARE IN MILLIMETERS [ALTERNATE UNITS IN INCHES]		PROPRIETARY AND CONFIDENTIAL THE INFORMATION CONTAINED IN THIS DRAWING IS THE SOLE PROPERTY OF THE WILL-BURT COMPANY. ANY REPRODUCTION IN PART OR WHOLE WITHOUT THE WRITTEN PERMISSION OF THE WILL-BURT COMPANY IS PROHIBITED.		W3 AN EMPLOYEE OWNED COMPANY WILL-BURT ORRVILLE, OH	
FINISH SEE TABLE		ALL DIMENSIONS AND PERFORMANCE PARAMETERS ARE PROVIDED FOR REFERENCE ONLY AND ARE SUBJECT TO CHANGE WITHOUT NOTICE.		APPROVALS DRAWN AD 14/06/2022 CHECKED AH 23/09/2022		TITLE CUSTOMER DRAWING AP-8, 24/6, Side Mount, 24vDC	
APPROX. WT: 2.5kg [5.5 lb] THIRD ANGLE PROJECTION		ALTERNATIVE FINISH OPTIONS AVAILABLE UPON REQUEST		DATE 14/06/2022 23/09/2022 SCALE: NONE		SIZE DWG NO A3 LF251SXXXXRX2 PN LF251SXXXXRX2	
						REV 4 SHEET 3 OF 3	