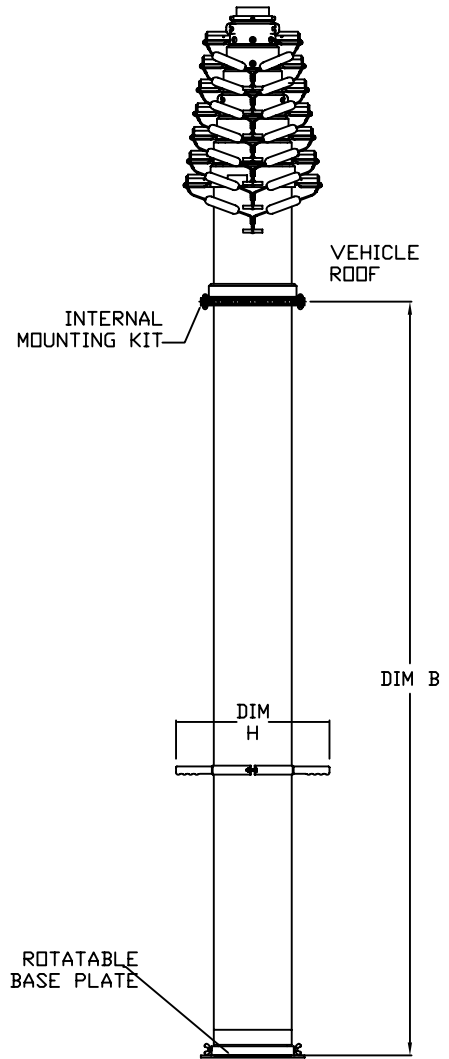
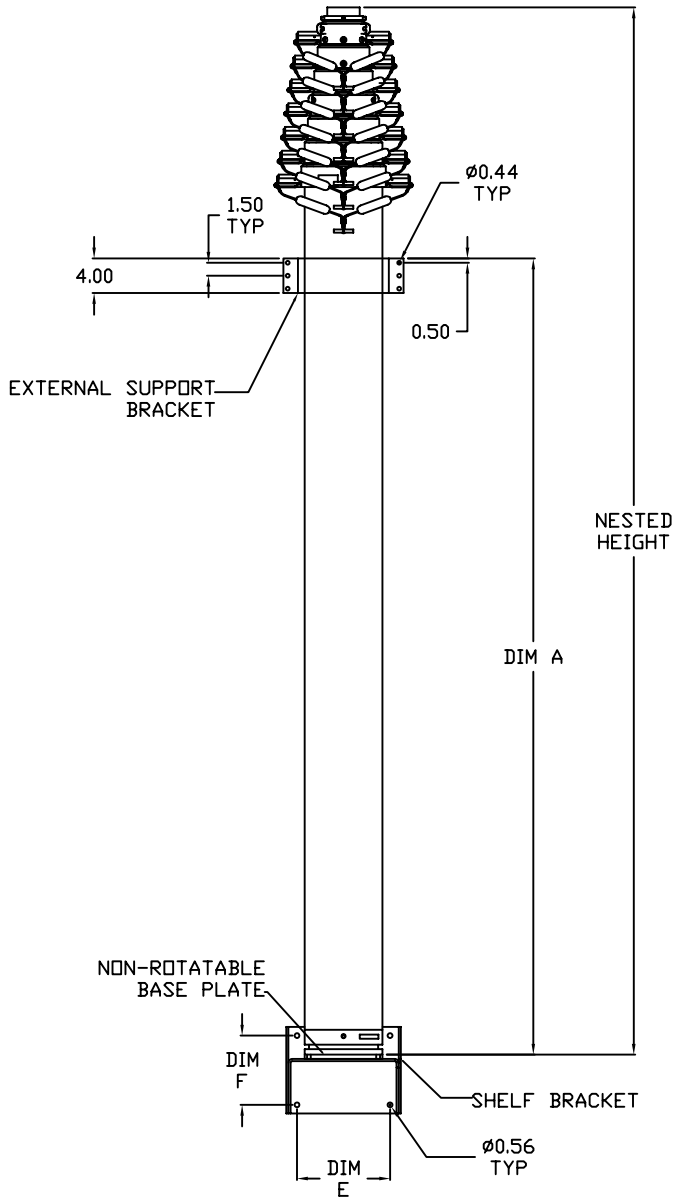
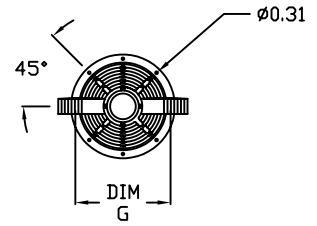
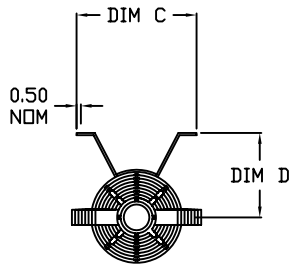




Heavy Duty Locking Mast Installation Dimensions

Model	7-30	7-42	10-60	14.5-80	17-100	20-134
Payload capacity	150lb/68kg	150lb/68kg	200lb/90kg	225lb/102kg	200lb/90kg	150lb/68kg
Extended height	29ft 1"/8.9m	41ft 3"/12.6m	59ft 9"/18.3m	79ft 9"/24.3m	99ft 9"/30.4m	133ft 9"/40.8m
Nested height	7ft/2.1m	7ft 9"/2.3m	10ft 1"/3m	14ft 3"/4.3m	17ft 2"/5.2m	20ft 2"/6.1m
Approx. mast weight	125lb/57kg	235lb/107kg	330lb/150kg	416lb/189kg	480lb/218kg	600lb/273kg
Number of sections	6	9	8	7	7	8
Tube diameter	6.75-3"/171-76mm	9-3"/229-76mm	9-3.75"/229-95mm	9-4.5"/229-114mm	9-4.5"/229-95mm	9-3.75"/229-95mm
Collar type	Locking T Handles	Locking T Handles	Locking T Handles	Locking T Handles	Locking Triplines	Locking Triplines
Guying required	NR*	NR*	NR*	4 way/4 level	4 way/4 level	4 way/5 level
Max. operating pressure	35 PSIG (2.4 bar)	35 PSIG (2.4 bar)	35 PSIG (2.4 bar)	35 PSIG (2.4 bar)	35 PSIG (2.4 bar)	35 PSIG (2.4 bar)
Installation Dimensions "A" min.	61in/1549mm	55in/1397mm	88in/2235mm	136in/3454mm	169in/4293mm	196in/4978mm
Installation Dimensions "A" max.	64in/1626mm	64in/1626mm	97in/2464mm	148in/3759mm	182in/4623mm	217in/5512mm
Installation Dimensions "B" min.	58in/1473mm	52in/1321mm	85in/2159mm	--	--	--
Installation Dimensions "B" max.	61in/1549mm	61in/1549mm	94in/2388mm	--	--	--
Installation Dimensions "C"	12.13in/308mm	13.81in/351mm	13.81in/351mm	13.81in/351mm	13.81in/351mm	13.81in/351mm
Installation Dimensions "D"	8.25in/210mm	9.75in/248mm	9.75in/248mm	9.75in/248mm	9.75in/248mm	9.75in/248mm
Installation Dimensions "E" Non-Rotating	6.5in/165mm	8.44in/214mm	8.44in/214mm	--	--	--
Installation Dimensions "E" Rotating	8.44in/214mm	10.75in/273mm	10.75in/273mm	--	--	--
Installation Dimensions "F" Non-Rotating	6in/152mm	7.75in/214mm	7.75in/214mm	--	--	--
Installation Dimensions "F" Rotating	7.75in/197mm	8in/203mm	8in/203mm	--	--	--
Installation Dimensions "G"	8.75in/222mm	11in/279mm	11in/279mm	--	--	--
Installation Dimensions "H"	15.73in/400mm	17.74in/451mm	17.74in/451mm	--	--	--



THIS DOCUMENT CONTAINS
 PROPRIETARY INFORMATION
 AND SHALL NOT BE USED OR
 REPRODUCED OR ITS CONTENTS
 DISCLOSED IN WHOLE OR IN
 PART, WITHOUT THE PRIOR
 WRITTEN CONSENT OF THE
 WILL-BURT COMPANY.

WB AN EMPLOYEE OWNED COMPANY
 WILL-BURT
 ORRVILLE, OHIO

NEXT ASS'Y
 DWG. No. HEAVY DUTY LOCKING
 MAST ASSY
 NR AND R